

★ MONSTER MATHS ★

Use your Disney Pixar dominoes to have fun with maths; add, subtract and multiply!


© Disney/Pixar



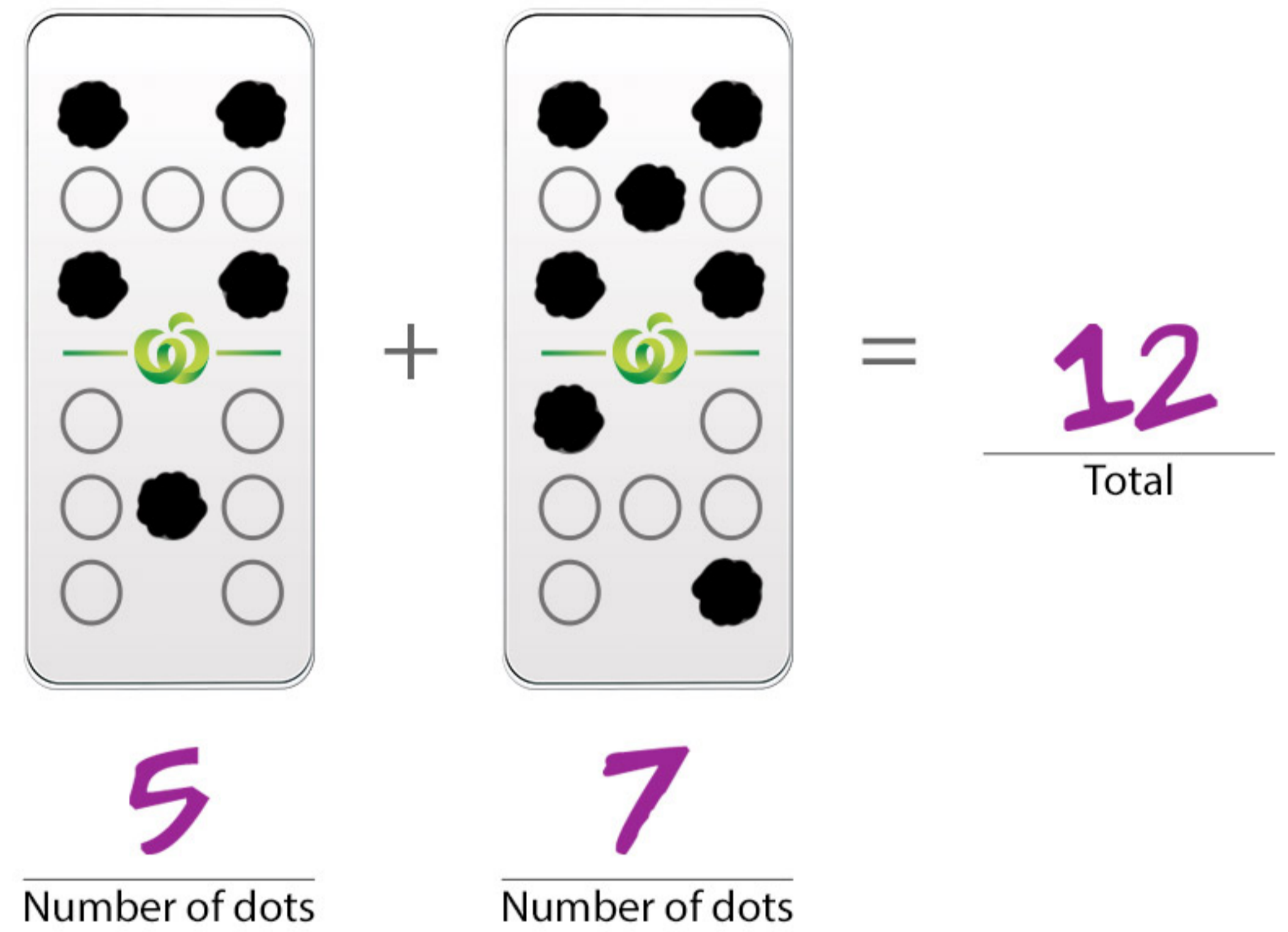
NUMBER OF PLAYERS:
2 to 4

INSTRUCTIONS:

1 Decide if you want to do addition, subtraction or multiplication. Then print out the matching Monster Maths sheet.



4 Add up the number of dots on each side and write the number below each domino.




2 Put all your Disney Pixar dominoes together and shuffle them with the dots facing down



5 Then simply do the sums and work out your answers.

3 Now pick up any two dominoes and draw the dots onto your Monster Maths sheets as per step 4.





6 When you're done, get your family or a friend to check the answers for you.



★ MONSTER MATHS ★

Use your Disney Pixar dominoes to have fun with maths; add, subtract and multiply!


© Disney/Pixar



_____ Total

Number of dots



Number of dots



_____ Total

Number of dots



Number of dots



_____ Total

Number of dots



Number of dots



_____ Total

Number of dots



Number of dots



_____ Total

Number of dots

Number of dots



_____ Total


Number of dots

Number of dots

★ MONSTER MATHS ★

Use your Disney Pixar dominoes to have fun with maths;
add, subtract and multiply!

© Disney/Pixar



=

_____ Total



=


_____ Total

Number of dots

Number of dots


Number of dots

Number of dots



=

_____ Total



=


_____ Total

Number of dots

Number of dots


Number of dots

Number of dots



=

_____ Total



=

_____ Total

Number of dots

Number of dots

Number of dots

Number of dots

Name: _____ Date: _____

★ MONSTER MATHS ★

Use your Disney Pixar dominoes to have fun with maths;
add, subtract and multiply!

© Disney/Pixar



_____ Total

Number of dots

Number of dots



_____ Total

Number of dots


Number of dots



_____ Total

Number of dots


Number of dots



_____ Total

Number of dots


Number of dots



_____ Total

Number of dots

Number of dots



_____ Total

Number of dots

Number of dots

Name: _____ Date: _____